

ANT-120-006

5-8 dBi Omni-Directional 3G/4G/LTE Aerial Antenna



Applications

- Direct Replacement for Low Gain Antennas included with many Cellular Products
- 3G/4G/LTE Routers & Modems
- Cellular Amplifiers
- Optional Magnetic Base



Product Features

- Compatible with most Cellular Modems/Routers
- Compatible with all 3G/4G/LTE Networks
- 5 – 8 dBi Peak Gain
- Omni-Directional
- Integrated SMA Male Connector
- Swivels 90° & Rotates 360°
- No Ground Plane Required

Ordering Information

Part No.	Description
ANT-120-006	5-8 dBi Omni-Directional 3G/4G/LTE Aerial Antenna
ANT-120-006-SMA	1 Antenna + 1 Magnetic Base + 10ft Coax w/ SMA Male Connector (ANT-120-MB3)
ANT-120-006-TS9	1 Antenna + 1 Magnetic Base + 10ft Coax w/ TS9 Male Connector (ANT-120-MB9)
ANT-120-006-295	1 Antenna + 1 Magnetic Base + 10ft Coax w/ UML290/295 Male Connector (ANT-104-290)

General Description

The Proxicast 3G/4G Aerial is a mid/high-gain 3G/4G omni-directional antenna. The "rubber-duck" style aerial is an 11 in. (280 mm) dipole antenna that provides 5 to 8 dBi of gain for use on all 2G, 3G and 4G/LTE/xLTE/AWS frequency bands (698~960, 1710~2170, and 2500~2700 MHz) used by U.S. and Canadian cellular carriers such as Verizon Wireless, AT&T Wireless, T-Mobile, Rogers, Bell Mobility and Telus as well as most other cellular operators worldwide.

The polycarbonate antenna swivels 90 degrees and rotates 360 degrees for optimal positioning and maximum signal reception and has an integrated SMA male plug connector and ground-plane. This antenna is a smart choice for mobile or stationary applications where extra gain is required.

Compatible with all SMA-based equipment including modems and routers from Cisco, Cradlepoint, Digi, Pepwave, Proxicast, Sierra Wireless, Sixnet/Red Lion and many others.

Optional magnetic bases make this a stand-alone antenna and provide compatibility with a wide variety of modems, hotspots, and other cellular equipment.

For MIMO applications use 2 identical antennas.

ANT-120-006

5-8 dBi Omni-Directional 3G/4G/LTE Aerial Antenna



Electrical Specifications

Parameter	Rating
Frequency Range	698-960 MHz 1710-2170 MHz 2500-2700 MHz includes all 2G, 3G, 4G, LTE Bands
Peak Gain	5 – 8 dBi
VSWR	≤ 3.0:1
Input Impedance	50 Ohm
Polarization	Vertical
Max Input Power	20 W
DC Grounded	No
Ground Plane	Not Required

Mechanical Specifications

Parameter	Rating
Connector Type	SMA Male (plug)
Length	11.25 inches / 285 mm
Diameter	0.51 inches / 13 mm
Weight	1.2 oz / 34 g
Materials	Polycarbonate / Brass - RoHS compliant
Antenna Color	Black
Operating Temperature	-30°C to +75°C

Operation of this device outside the parameter ranges given above may cause permanent damage.

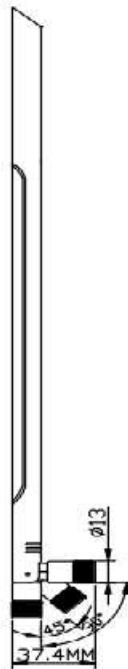
ANT-120-006

5-8 dBi Omni-Directional 3G/4G/LTE Aerial Antenna



Mechanical Dimensions

Dimensions in millimeters



Additional Product Images

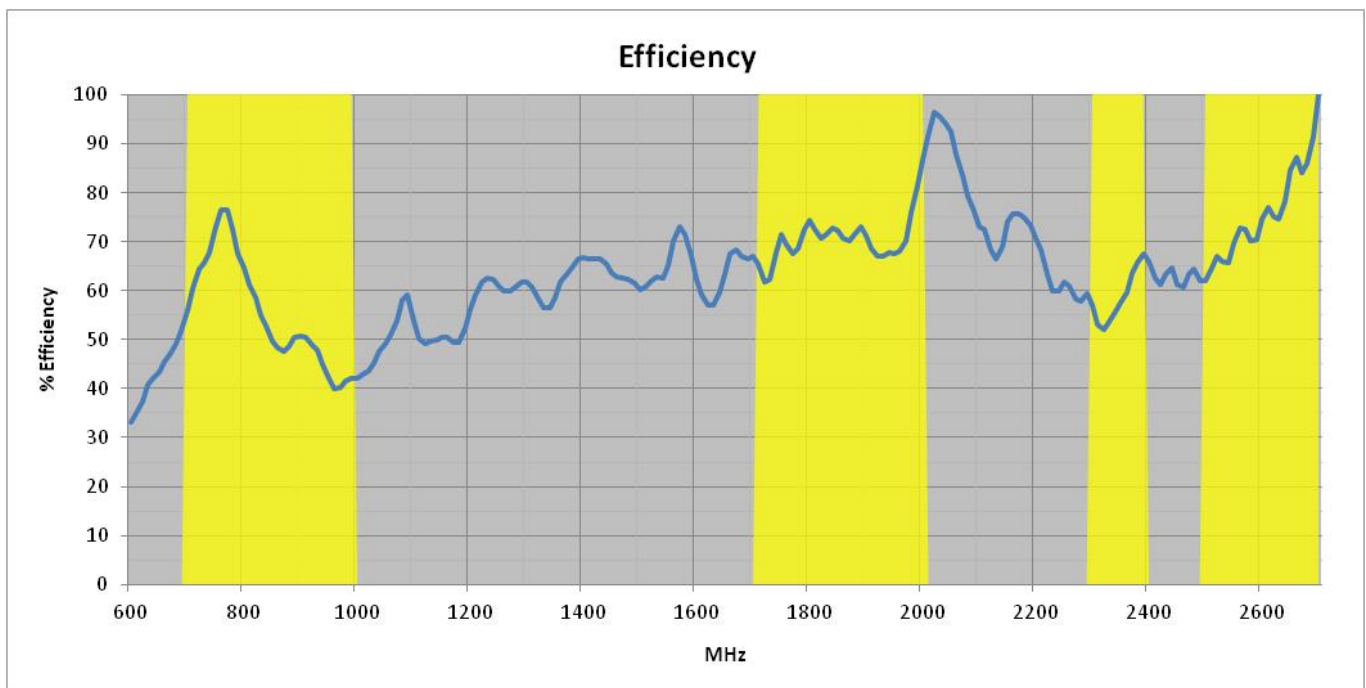
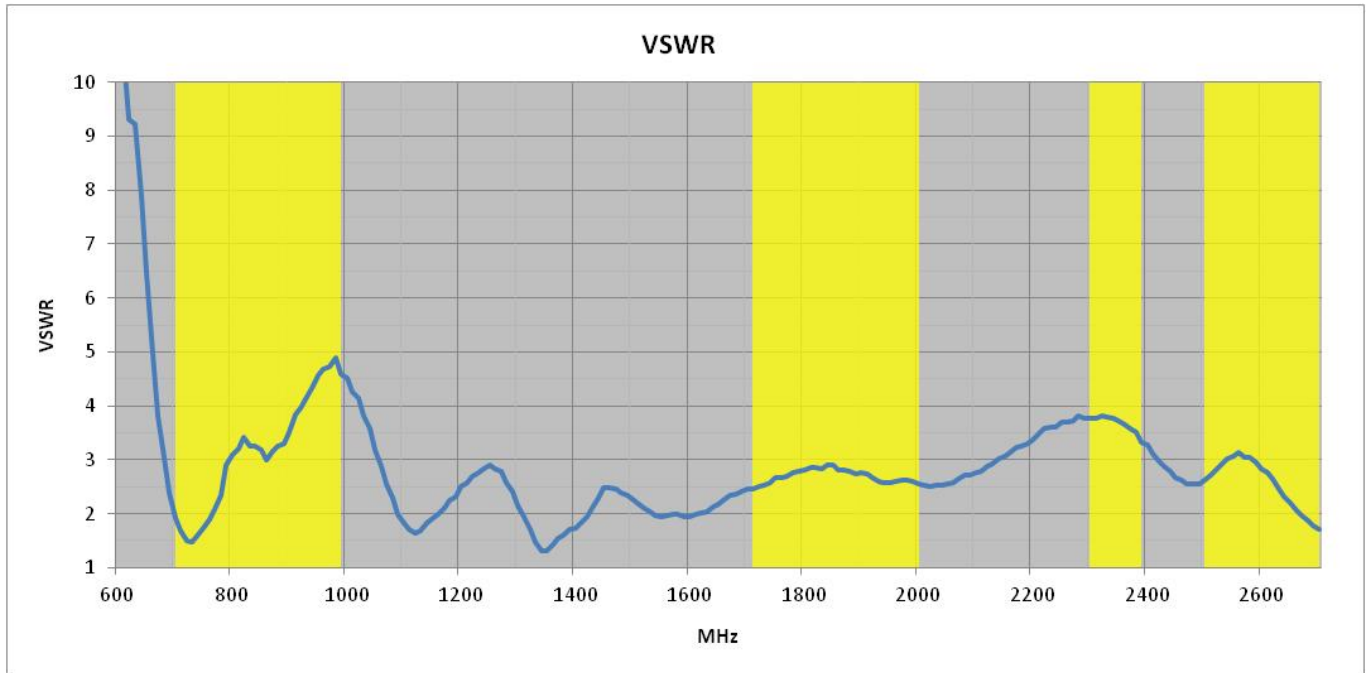


ANT-120-006

5-8 dBi Omni-Directional 3G/4G/LTE Aerial Antenna



Electrical Characteristics



Highlighted areas represent the primary 3G/4G/LTE/WiFi frequency bands.

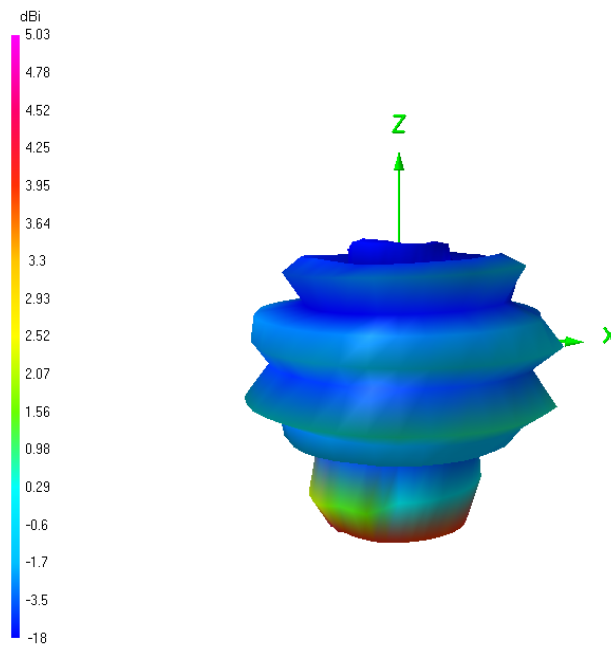
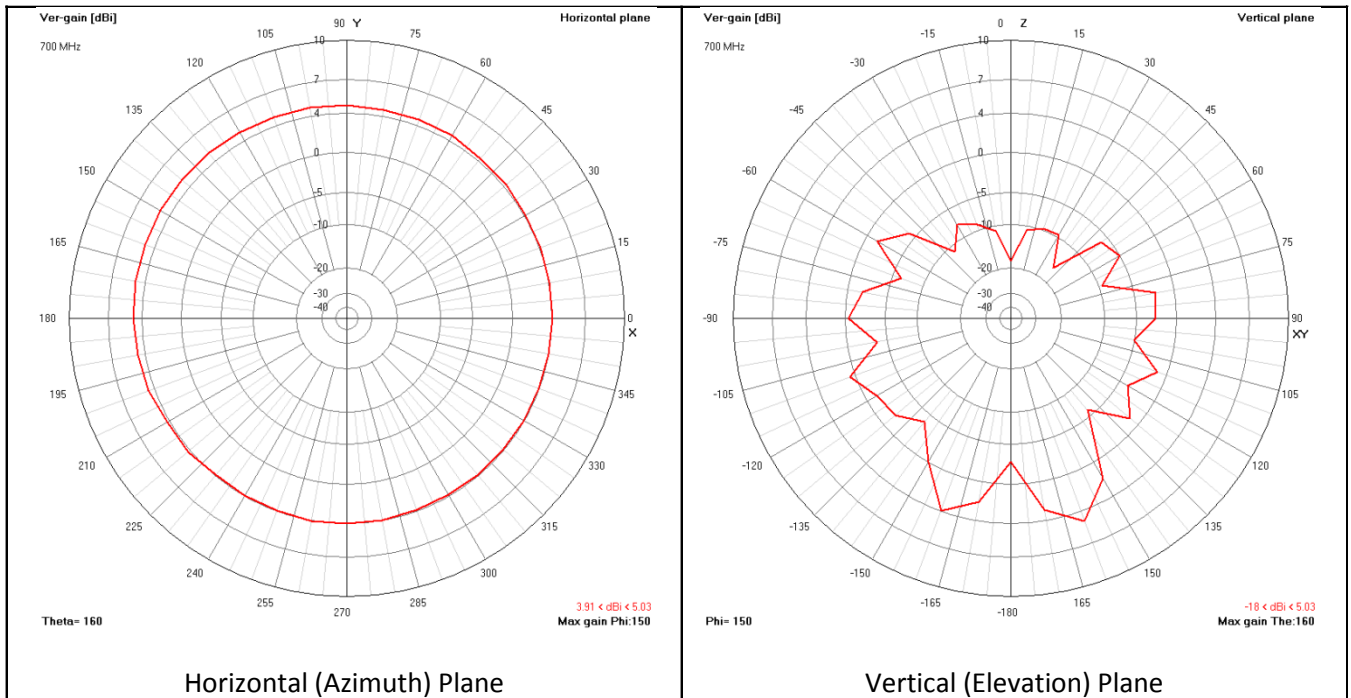
ANT-120-006

5-8 dBi Omni-Directional 3G/4G/LTE Aerial Antenna



Radiation Patterns

700 MHz

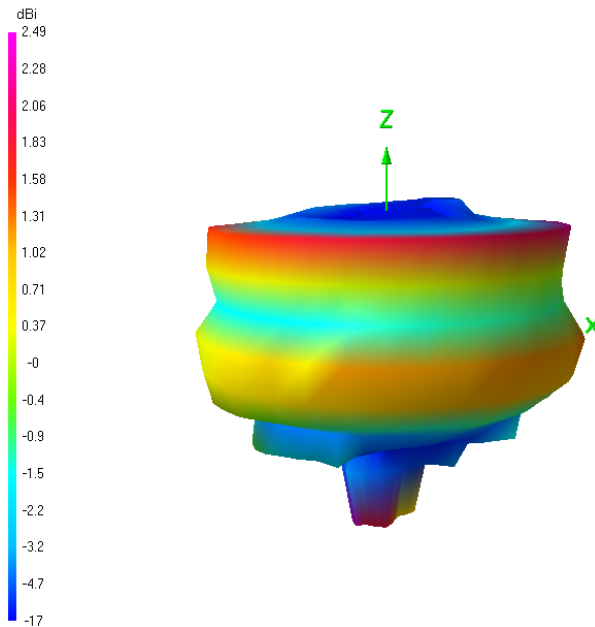
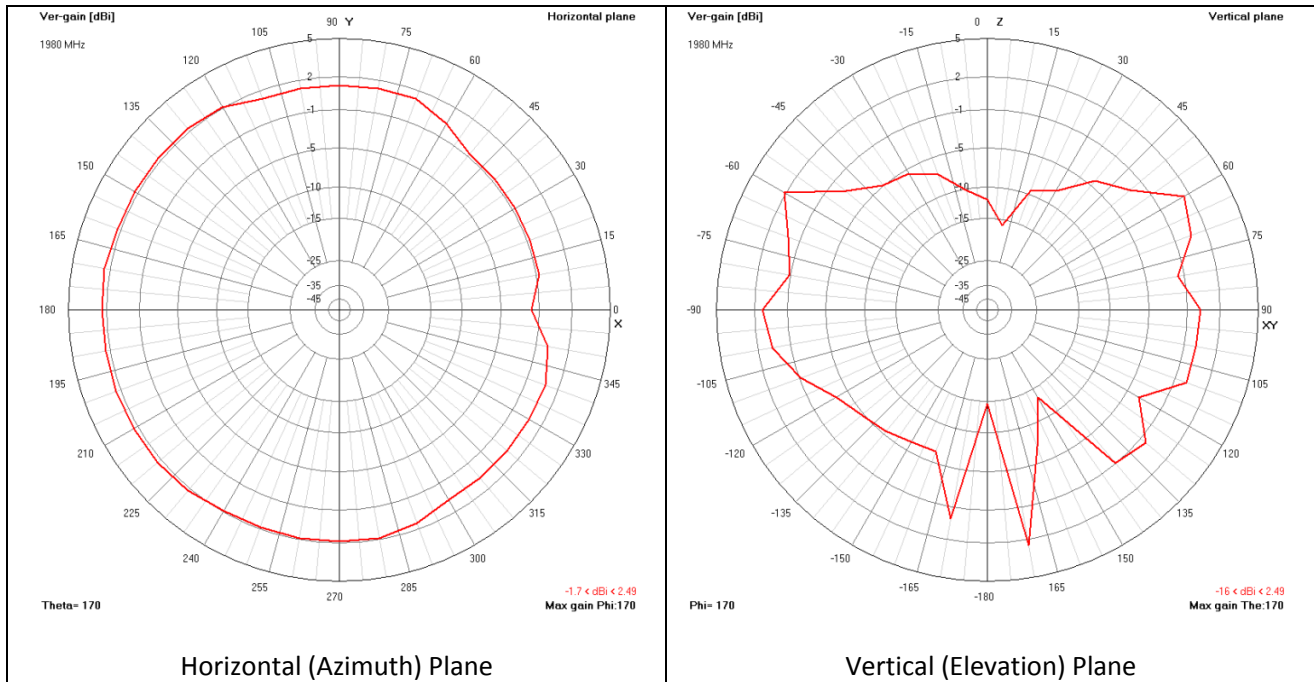


ANT-120-006

5-8 dBi Omni-Directional 3G/4G/LTE Aerial Antenna



1980 MHz

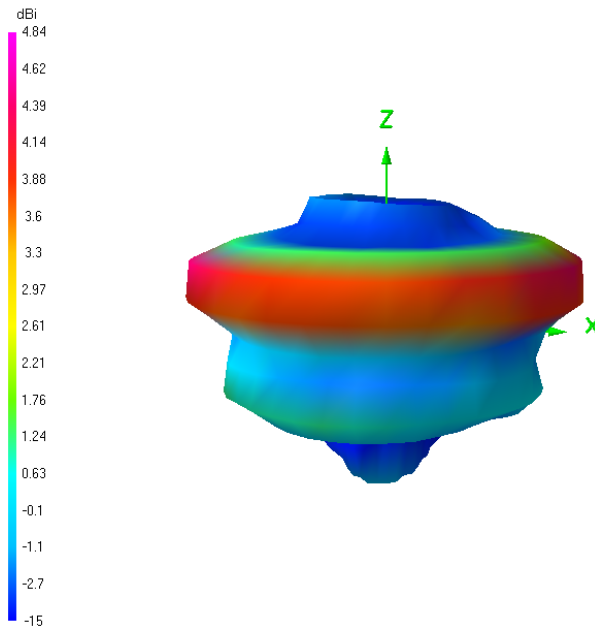
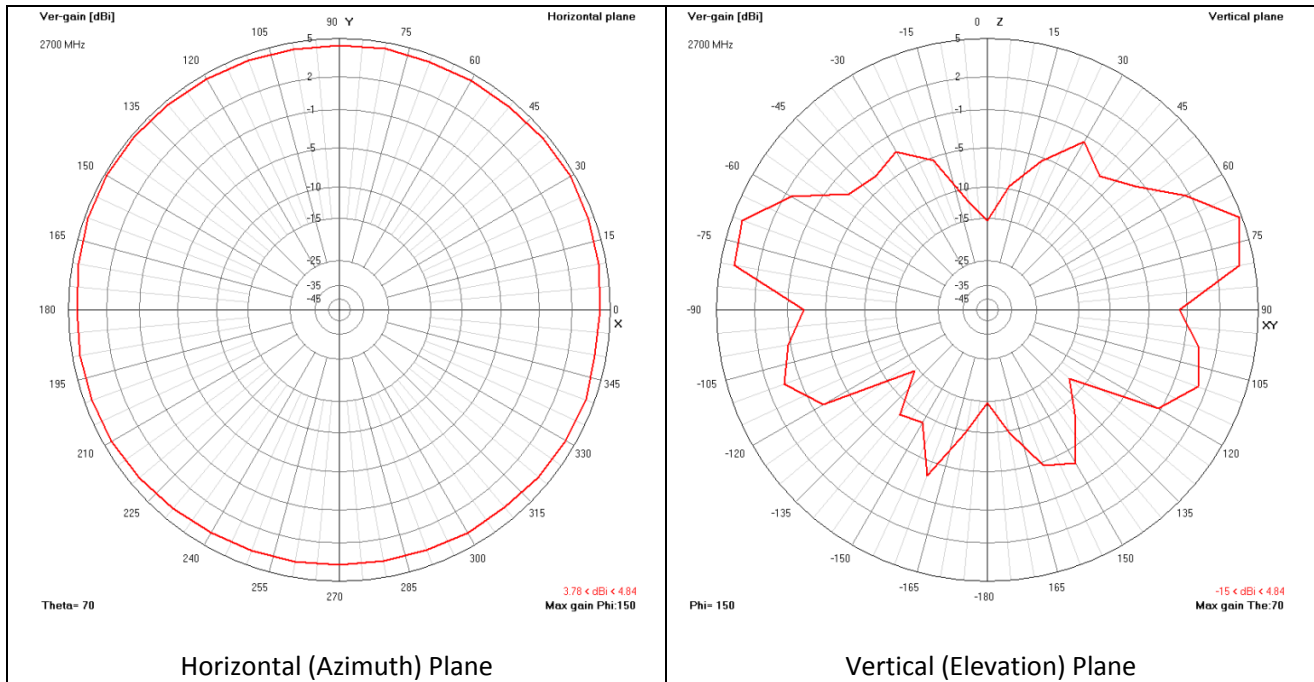


ANT-120-006

5-8 dBi Omni-Directional 3G/4G/LTE Aerial Antenna



2700 MHz



ANT-120-006

5-8 dBi Omni-Directional 3G/4G/LTE Aerial Antenna



Installation Instructions

- Orient antenna vertically
- Position away from:
 - CRT/TVs
 - Lighting fixtures & motors
 - Other antennas & wireless devices
 - Low-E or tinted/coated windows
 - Large vertical metal or concrete objects
- Fully tighten antenna connector to modem's antenna jack
- Rotate to find strongest signal
- Use 2 identical antennas if modem supports diversity or MIMO
- Not intended for permanent outdoor use unless weather sealed

Contact Information

For the latest specifications, additional product information, worldwide sales and information about Proxicast:

Web: www.proxicast.com Tel: 1-877-777-7694

Email: sales@proxicast.com 1-412-213-2477

Proxicast • 312 Sunnyfield Drive, Suite 200 • Glenshaw, PA 15116 USA

For technical questions and application information:

Email: support@proxicast.com

Important Notice

The information contained herein is believed to be reliable. Proxicast makes no warranties regarding the information contained herein. Proxicast assumes no responsibility or liability whatsoever for any of the information contained herein. Proxicast assumes no responsibility or liability whatsoever for the use of the information contained herein. The information contained herein is provided "AS IS, WHERE IS" and with all faults, and the entire risk associated with such information is entirely with the user. All information contained herein is subject to change without notice.

The information contained herein or any use of such information does not grant, explicitly or implicitly, to any party any patent rights, licenses, or any other intellectual property rights, whether with regard to such information itself or anything described by such information. Proxicast products are not warranted or authorized for use as critical components in medical, life-saving, or life-sustaining applications, or other applications where a failure would reasonably be expected to cause severe personal injury or death.