

ANT-180-001 N/M-N/M Series

Male to N Male Coax Cable Assemblies



Applications

- 4G/LTE & 5G Antennas
- Cellular Modems, Routers & Amplifiers
- HAM Radio Equipment
- Lightning Arresters



Product Features

- N Male Connectors
- 50 Ohm Solid Core
- Gold Plated Signal Pins
- PE Outer Jacket
- Heat Shrink Tubing on Connectors
- Low Signal Loss at High Frequencies

Ordering Information

Part No.	Description
ANT-180-201-03	3 ft Low-Loss CFD240
ANT-180-001-06	6 ft Low-Loss CFD195
ANT-180-201-06	6 ft Low-Loss CFD400
ANT-180-401-06	6 ft Low-Loss CFD240
ANT-180-001-10	10 ft Low-Loss CFD195
ANT-180-401-10	10 ft Low-Loss CFD400
ANT-180-001-15	15 ft Low-Loss CFD240
ANT-180-401-15	15 ft Low-Loss CFD400
ANT-180-201-20	20 ft Low-Loss CFD240
ANT-180-401-20	20 ft Low-Loss CFD400
ANT-180-001-25	25 ft Low-Loss CFD240
ANT-180-401-25	25 ft Low-Loss CFD400
ANT-180-401-36	36 ft Low-Loss CFD400
ANT-180-001-50	50 ft Low-Loss CFD400

General Description

Proxicast's ANT-180-001 N Male coax cable assemblies are the perfect solution for connecting 4G/LTE, 5G, GPS, ADS-B or other antennas with N Female connectors to their radio source. They can also be used to connect to inline lightning arresters, amplifiers or other equipment with N-Female connectors. All of Proxicast's coax extension cable assemblies are constructed with top quality extremely low-loss cable and gold-plated connectors. Each cable assembly is fully tested.

CFD195 coax is the same diameter as RG-58 and RG-316 but has far superior performance characteristics, matching or exceeding LMR195 cable. CFD240 coax is the same diameter as RG8X but matches or exceeds LMR240 cable. CFD400 coax is the same diameter as RG8 but has performance characteristics matching or exceeding LMR400 cable.

The cable's tough polyethylene jacket withstands abrasions and provides excellent moisture resistance. These cable assemblies can be used indoors or outdoors.

For cellular (600 – 6000 MHz) applications, Proxicast recommends 195-size coax for assemblies up to 10 ft, 240-size up to 25 ft and 400-size up to 75 ft. It is acceptable to use a thick cable for the long portion of a cable run and a short thin cable to connect to equipment or antennas, just minimize the total cable length and number of connectors.

All outdoor coax connections must be weather-proofed to prevent damage caused by moisture entering the connectors. Use our Pro-Grade Self-Bonding Silicone Tape ([ANT-900-002](#)) for fast & easy connection sealing.

ANT-180-001 N/M-N/M Series

Male to N Male Coax Cable Assemblies



Specifications

Parameter	Rating
Connector 1	N Male (Inline Plug)
Connector 2	N Male (Inline Plug)
Cable Lengths	3 ft (0.914 m) 6 ft (1.829 m) 10 ft (3.048 m) 15 ft (4.572 m) 20 ft (6.096 m) 25 ft (7.620 m) 36 ft (10.973 m) 50 ft (15.240 m) 75 ft (22.860 m)
Coax Types	Low-loss CFD195-E (0.195 inch / 5 mm diameter) Low-loss CFD240-E (0.240 inch / 6.1 mm diameter) Low-loss CFD400-E (0.400 inch / 10.3 mm diameter) Meets or exceeds Times Microwave® LMR ¹ equivalent diameter coax Not rated for direct burial or plenum applications
Jacket Material	Polyethylene (PE)
Color	Black
Impedance	50 Ohm
Capacitance	24.3 pF/ft
Velocity of Propagation	80%
VSWR	Max 1.3 @ 30 – 2500 MHz
Minimum Bend Radius	CFD195: 0.5 inch (12.7 mm) CFD240: 0.75 inch (19.1 mm) CFD400: 1.0 inch (25.4 mm)
Operating Temperature	-40°F to +185°F (-40°C to +85°C)

Signal Attenuation (dB) Including Connectors

Frequency (MHz)	CFD195		CFD240					CFD400						
Length	6'	10'	3'	6'	15'	20'	25'	6'	15'	20'	25'	36'	50'	75'
700	0.7	1.1	0.3	0.5	1.1	1.5	1.9	0.3	0.6	0.8	1.0	1.4	1.9	2.9
900	0.8	1.3	0.3	0.6	1.3	1.7	2.1	0.3	0.7	0.9	1.1	1.6	2.2	3.3
1700	1.1	1.8	0.4	0.8	1.8	2.4	3.0	0.4	1.0	1.3	1.6	2.3	3.1	4.7
1900	1.2	1.9	0.5	0.8	1.9	2.6	3.2	0.5	1.1	1.4	1.7	2.4	3.3	4.9
2400	1.3	2.1	0.5	0.9	2.2	2.9	3.6	0.5	1.2	1.6	1.9	2.7	3.7	5.6
2700	1.4	2.3	0.6	1.0	2.3	3.1	3.8	0.6	1.3	1.7	2.0	2.9	4.0	6.0
5000	2.0	3.2	0.8	1.4	3.2	4.3	5.3	0.8	1.8	2.4	2.9	4.1	5.6	8.4
5800	2.1	3.4	0.8	1.5	3.5	4.7	5.7	0.9	2.0	2.6	3.1	4.4	6.1	9.2

Operation outside the parameter ranges given above may cause permanent damage.

¹LMR is a trademark of Times Microwave Corporation USA

ANT-180-001 N/M-N/M Series

Male to N Male Coax Cable Assemblies



Mechanical Dimensions

CFD195 Coaxial Cable

Structure Figure



Conductor

Material
Bare Copper Wire

Diameter
Approx. 0.94 mm

Insulation

Material
PEF

Diameter
Approx. 2.79 mm

Binder

Material
Sealed Aluminum Mylar
Aluminum Tape

Single Braid

Material
Tinned copper wire

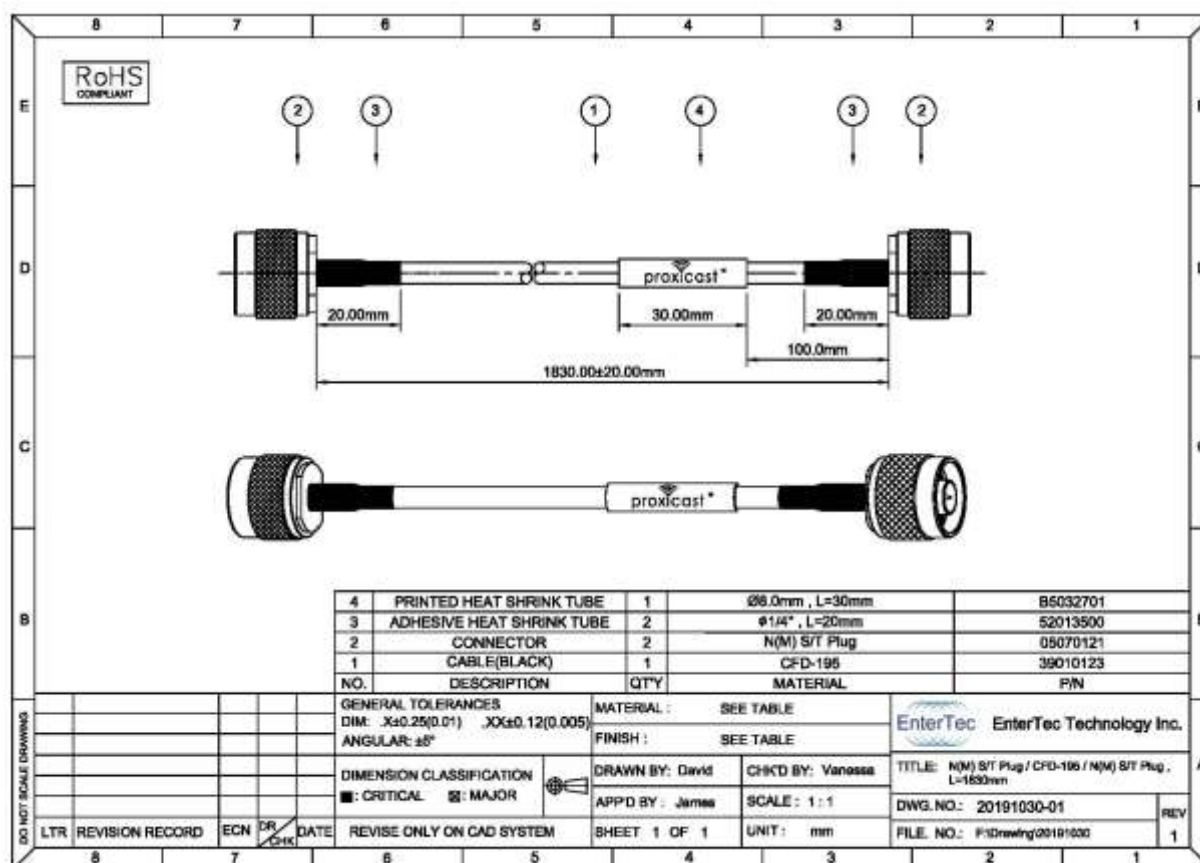
Coverage
88% ↑

Jacket

Material
PVC (CFD195)
PE (CFD195-E)

Color
Black

Diameter
Approx. 5.0 mm



ANT-180-001 N/M-N/M Series

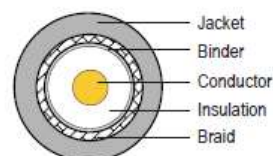
Male to N Male Coax Cable Assemblies



Mechanical Dimensions

CFD240 Coaxial Cable

Structure Figure



Conductor

Material
Solid Copper Wire

Diameter
Approx. 1.42 mm

Insulation

Material
Foam polyethylene

Diameter
Approx. 3.81 mm

Binder

Material
Aluminum/PE Tape

Diameter
Approx. 3.92 mm

Single Braid

Material
Tinned copper wire

Coverage
84%

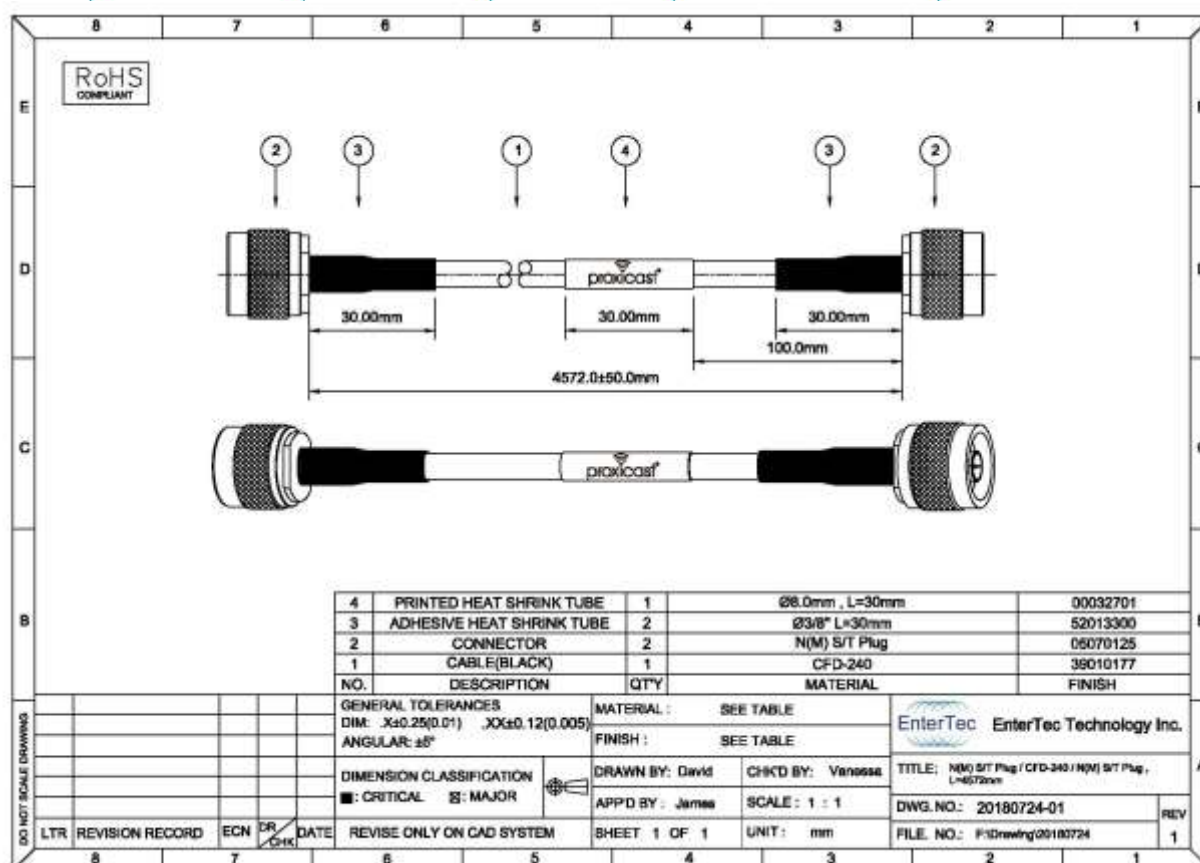
Diameter
Approx. 4.5 mm

Jacket

Material
PE or Non Lead PVC

Color
Black

Diameter
Approx. 6.1 mm



ANT-180-001 N/M-N/M Series

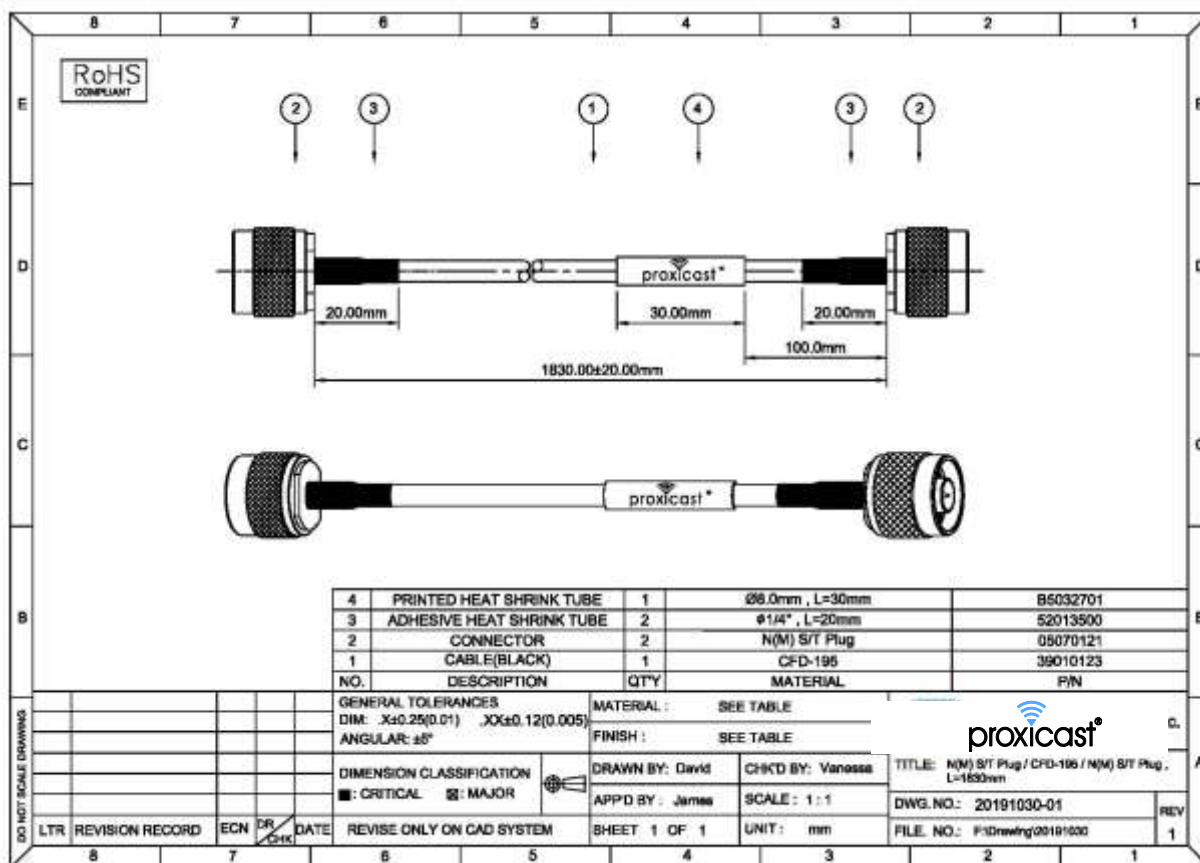
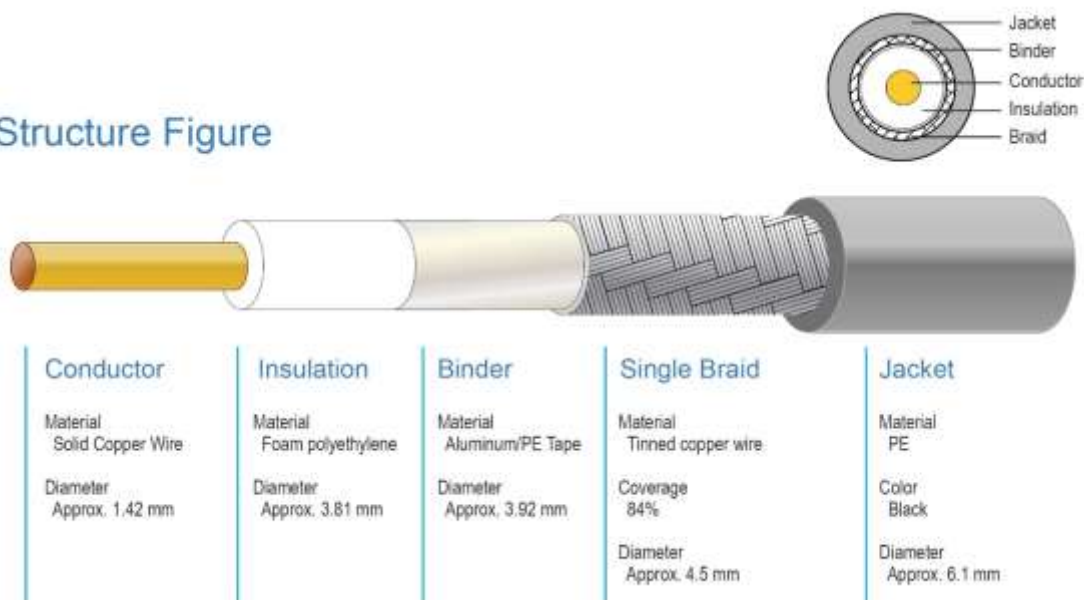
Male to N Male Coax Cable Assemblies



Mechanical Dimensions

CFD400 Coaxial Cable

Structure Figure




ANT-180-001 N/M-N/M Series

Male to N Male Coax Cable Assemblies



Additional Product Images



Look for the Logo Band
on Genuine Proxicast
Cable Assemblies



ANT-180-001 N/M-N/M Series

Male to N Male Coax Cable Assemblies



Installation Instructions

- Observe minimum bend radius during installation and handling
- Do not cut or splice
- Minimize the number of connectors and total length of the cable run
- Fully tighten coax connectors to antenna connectors
- Weather seal outdoor coax connections
- Install in-line lightning protection if required by local building, fire, insurance or safety codes
- Not rated for direct burial or plenum applications

Contact Information

For the latest specifications, additional product information, worldwide sales and information about Proxicast:

Web: www.proxicast.com Tel: 1-877-777-7694

Email: sales@proxicast.com 1-412-213-2477

Proxicast • 312 Sunnyfield Drive, Suite 200 • Glenshaw, PA 15116 USA

For technical questions and application information:

Email: support@proxicast.com

Important Notice

The information contained herein is believed to be reliable. Proxicast makes no warranties regarding the information contained herein. Proxicast assumes no responsibility or liability whatsoever for any of the information contained herein. Proxicast assumes no responsibility or liability whatsoever for the use of the information contained herein. The information contained herein is provided "AS IS, WHERE IS" and with all faults, and the entire risk associated with such information is entirely with the user. All information contained herein is subject to change without notice.

The information contained herein or any use of such information does not grant, explicitly or implicitly, to any party any patent rights, licenses, or any other intellectual property rights, whether with regard to such information itself or anything described by such information. Proxicast products are not warranted or authorized for use as critical components in medical, life-saving, or life-sustaining applications, or other applications where a failure would reasonably be expected to cause severe personal injury or death.