

# ANT-140-020-03

## 3 ft SMA Male to N Male Coax Cable (195 size)



### Applications

- 4G/LTE & 5G Antennas
- Cellular Modems, Routers & Amplifiers
- Lightning Arresters
- ADS-B Receivers
- HAM Radio Equipment
- NOT for use with TV or WiFi Applications



### Product Features

- SMA Male Connector
- N Male Connector
- 50 Ohm Solid Copper Core
- Thin and Flexible
- Gold Plated Signal Pins
- PE Outer Jacket - 0.195 inch Diameter
- Heat Shrink Tubing on Connectors
- Low Signal Loss at Common Wireless Frequencies

### Ordering Information

Part No.	Description
ANT-140-020-03	Proxicast 3 ft Low-Loss Coax Extension Cable (50 Ohm) - SMA Male to N Male

### General Description

Proxicast's ANT-140-020-03 SMA to N coax cable is the perfect solution for connecting 4G/5G or other antennas with N-Female connectors up to 3 ft from their radio source. It can also be used to connect to inline lightning arresters, amplifiers or other equipment with N-Female connectors.

All of Proxicast's coax extension cable assemblies are constructed with top quality extremely low-loss cable and gold plated connectors. Each cable assembly is fully tested.

CFD195 coax is the same diameter as RG-58 and RG-316 but has far superior performance characteristics, matching or exceeding LMR195 cable.

The cable's tough polyethylene jacket withstands abrasions and provides excellent moisture resistance. This cable assembly can be used indoors or outdoors.

For cellular (600 – 6000 MHz) applications, Proxicast recommends 195-size coax for assemblies up to 10 ft, 240-size up to 25 ft and 400-size up to 75 ft. It is acceptable to use a thick cable for the long portion of a cable run and a short thin cable to connect to equipment or antennas, just minimize the total cable length and number of connectors.

All outdoor coax connections must be weather-proofed to prevent damage caused by moisture entering the connectors. Use our Pro-Grade Self-Bonding Silicone Tape ([ANT-900-002](#)) for fast & easy connection sealing.

**NOTE:** This cable assembly has a standard SMA connector, not the reverse polarity SMA connector typically found on WiFi equipment. Standard and reverse SMA connectors will not mate; nor will they mate with the "F" connectors found on most consumer video equipment (TV, cable boxes, etc.).

# ANT-140-020-03

**3 ft SMA Male to N Male Coax Cable (195 size)**



## Specifications

Parameter	Rating
Connector 1	SMA Male (Inline Plug)
Connector 2	N Male (Inline Plug)
Cable Length	3 ft (3.048m)
Coax Type	Low-loss CFD195-E <sup>1</sup> (0.195 inch / 5 mm diameter) Meets or exceeds specifications of LMR195 <sup>2</sup> Not rated for direct burial or plenum applications
Jacket Material	Polyethylene (PE)
Color	Black
Impedance	50 Ohm
Capacitance	24.3 pF/ft
Velocity of Propagation	80%
Minimum Bend Radius	0.5 inch (12.7 mm)
Operating Temperature	-4°F to +140°F (-20°C to +60°C)

## Signal Attenuation Including Connectors

Frequency (MHz)	Loss (dB)
700	0.4
900	0.4
1700	0.6
1900	0.6
2400	0.7
2700	0.8
5000	1.1
5800	1.1

Operation outside the parameter ranges given above may cause permanent damage.

<sup>1</sup>CFD is a trademark of Raison Enterprise Co. Ltd. (Commate)

<sup>2</sup>LMR is a trademark of Times Microwave Corporation


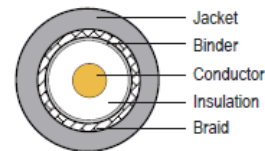
### 3 ft SMA Male to N Male Coax Cable (195 size)



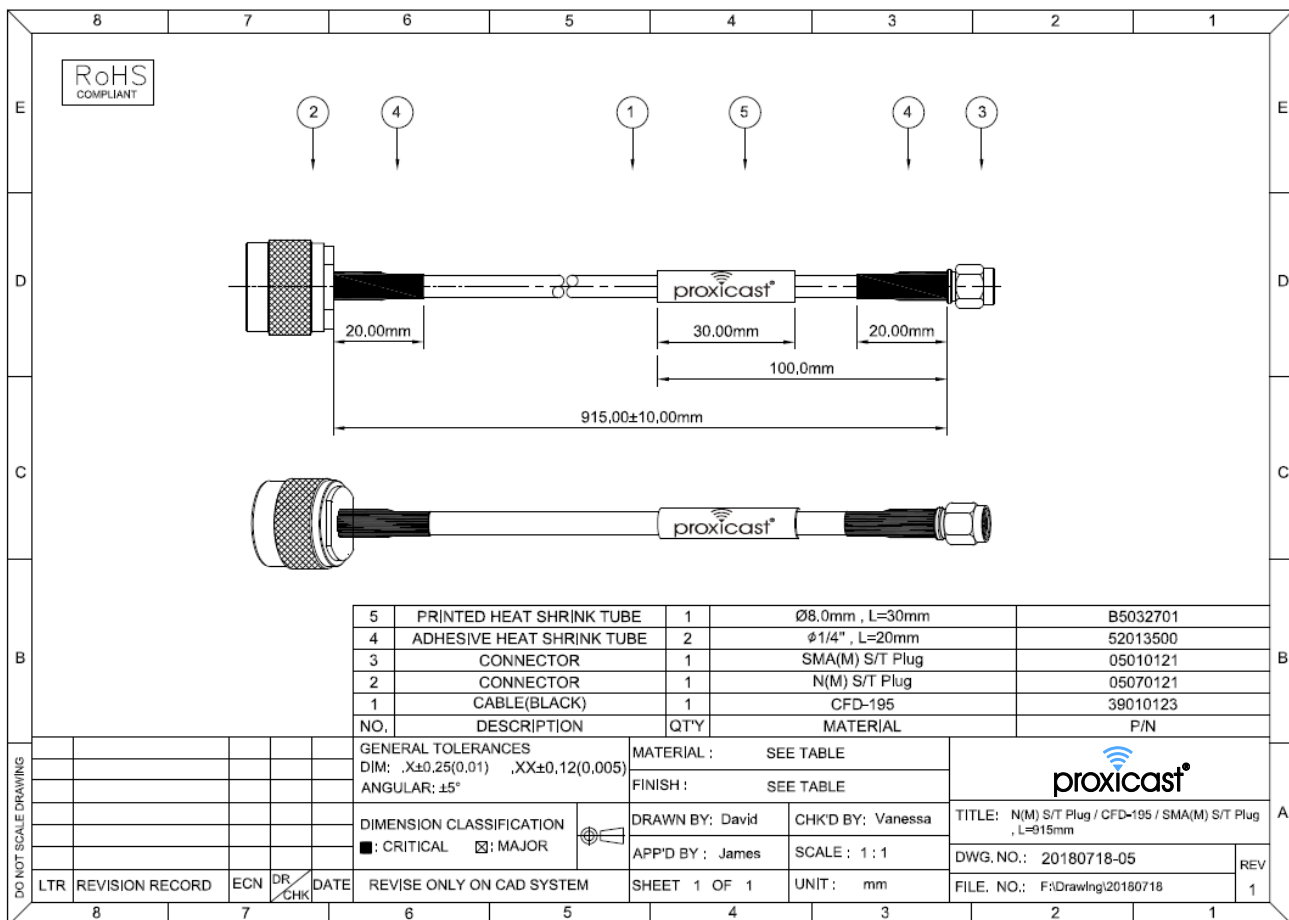
## Mechanical Dimensions

## CFD195 Coaxial Cable

## Structure Figure



Conductor	Insulation	Binder	Single Braid	Jacket
Material Bare Copper Wire	Material PEF	Material Sealed Aluminum Mylar Aluminum Tape	Material Tinned copper wire	Material PVC (CFD195) PE (CFD195-E)
Diameter Approx. 0.94 mm	Diameter Approx. 2.79 mm		Coverage 88% ↑	Color Black
				Diameter Approx. 5.0 mm



# ANT-140-020-03

3 ft SMA Male to N Male Coax Cable (195 size)



## Additional Product Images



SMA Male



N Male



Look for the Logo Band  
on Genuine Proxicast  
Cable Assemblies



# ANT-140-020-03

**3 ft SMA Male to N Male Coax Cable (195 size)**



## Installation Instructions

- Observe minimum bend radius during installation and handling
- Do not cut or splice
- Minimize the number of connectors and total length of the cable run
- Fully tighten coax connectors to antenna connectors
- Weather seal outdoor coax connections
- Install in-line lightning protection if required by local building, fire, insurance or safety codes
- Not rated for direct burial or plenum applications

## Contact Information

For the latest specifications, additional product information, worldwide sales and information about Proxicast:

Web: [www.proxicast.com](http://www.proxicast.com) Tel: 1-877-777-7694

Email: [sales@proxicast.com](mailto:sales@proxicast.com) 1-412-213-2477

Proxicast • 312 Sunnyfield Drive, Suite 200 • Glenshaw, PA 15116 USA

For technical questions and application information:

Email: [support@proxicast.com](mailto:support@proxicast.com)

## Important Notice

The information contained herein is believed to be reliable. Proxicast makes no warranties regarding the information contained herein. Proxicast assumes no responsibility or liability whatsoever for any of the information contained herein. Proxicast assumes no responsibility or liability whatsoever for the use of the information contained herein. The information contained herein is provided "AS IS, WHERE IS" and with all faults, and the entire risk associated with such information is entirely with the user. All information contained herein is subject to change without notice.

The information contained herein or any use of such information does not grant, explicitly or implicitly, to any party any patent rights, licenses, or any other intellectual property rights, whether with regard to such information itself or anything described by such information. Proxicast products are not warranted or authorized for use as critical components in medical, life-saving, or life-sustaining applications, or other applications where a failure would reasonably be expected to cause severe personal injury or death.