

ANT-120-003

Ultra Low-Profile 4G/5G Omni-Directional Antenna



Applications

- Kiosks
- Vending Machines
- Digital Signage
- Video Surveillance
- Point-of-Sale Terminals
- SCADA / Telemetry / PLCs
- Covert installations

Product Features

- Extremely Low Profile ~ 0.6 in. high x 1.8 in dia.
- Hole / Screw Mounted
- Weatherproof, Compact & Light-weight
- Vandal Resistant – no exposed cable
- SMA Male Connector
- Compatible with N. American Cellular Networks
- Compatible with most Cellular Modems/Routers



Ordering Information

Part No.	Description
ANT-120-003	Proxicast Ultra Low-Profile 4G/5G Omni-Directional 2 dBi Screw Mount Antenna with 6.5 ft coax & SMA male
ANT-120-004	Proxicast Ultra Low-Profile 4G/5G Omni-Directional 2 dBi Screw Mount Antenna with 18 inch coax & right angle SMA male

General Description

This extremely low profile (< 0.6 inches tall) fixed mount omni-directional antenna provides 2 dBi of gain and works on all 4G, 5G, FirstNet & CBRS cellular frequency bands worldwide.

Permanently mounts via a 1/2 in. (12 mm) hole with locking internal nut. Resists vandalism with no exposed coax cable. Includes low-loss coax fed through center mounting post.

Designed for M2M applications such as vending machines, meter housings, equipment sheds, or other locations requiring an inconspicuous low-profile external antenna. Can also be vehicle mounted for buses, vans, trucks or other mobile installations.

Integrated SMA male plug connector mates with SMA female jack on modems, routers, etc.

For MIMO applications mount 2 identical antennas at least 22 inches apart.

This antenna is also available for Wi-Fi frequencies (2.4/5.8 GHz). See ANT-130-005.

ANT-120-003

Ultra Low-Profile 4G/5G Omni-Directional Antenna



Electrical Specifications

Parameter	Rating
Frequency Range	600 ~ 6000 MHz
Peak Gain	2 dBi
VSWR	≤2.0:1
Input Impedance	50 Ohm
Polarization	Vertical
Max Input Power	20 W
Ground Plane	Not Required
DC Grounded	No

Mechanical Specifications

Parameter	Rating
Connector Type	SMA Male (plug)
Cable Length	ANT-120-003: 6.5 ft (2 m) of low-loss RG174 coax ANT-120-004: 1.5 ft (0.5 m) of low-loss RG174 coax
Mounting	Screw Mount via 0.5 inch (12mm) hole
Dimensions	0.59 in (15 mm) High 1.8 in (46 mm) Diameter
Materials	Radome: UV stabilized Polycarbonate plastic Connector: Brass Mounting Post: Nickel 3M Adhesive Pad
Antenna Color	Black
Weight	1 oz (28 g) excluding coax
Operating Temperature	-30°C to +75°C

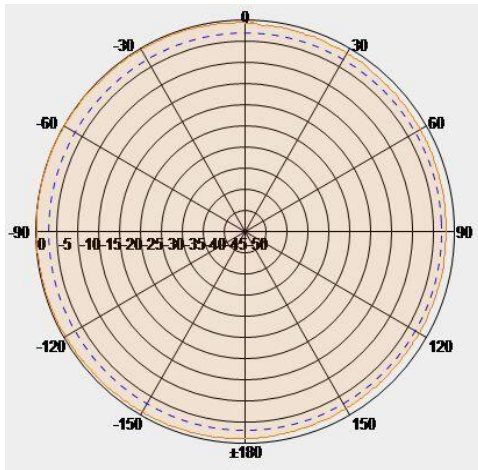
Operation of this device outside the parameter ranges given above may cause permanent damage.

ANT-120-003

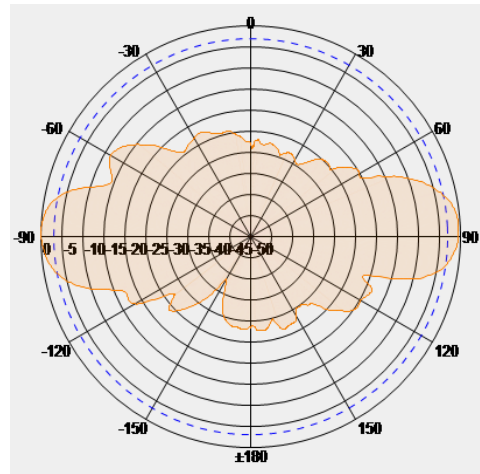
Ultra Low-Profile 4G/5G Omni-Directional Antenna



Radiation Patterns



Horizontal (Azimuth) Plane



Vertical (Elevation) Plane

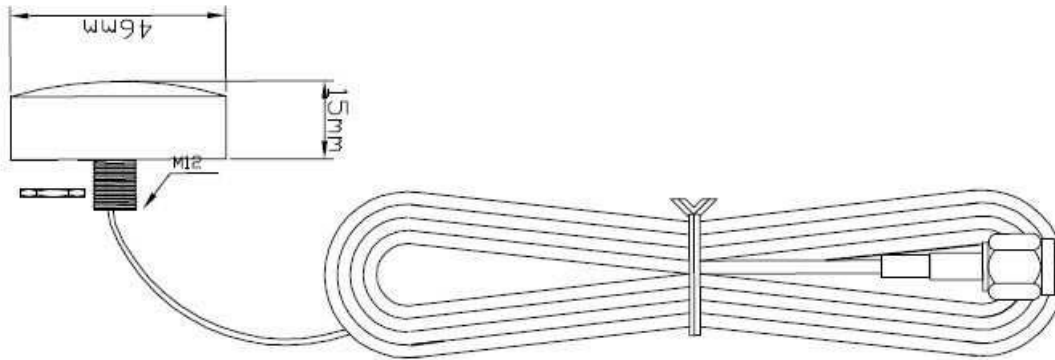
ANT-120-003

Ultra Low-Profile 4G/5G Omni-Directional Antenna



Mechanical Dimensions

Dimensions in millimeters



Product Images



Installation Instructions

- Position away from:
 - CRT/TVs
 - Lighting fixtures
 - Motors
 - Other wireless devices
 - Large vertical metal or concrete objects
 - Low-E or tinted/coated windows
- Drill a 0.5 inch (12 mm) diameter hole in a horizontal flat surface
- Remove mounting nut & washer and feed coax cable through hole
- Remove bottom plastic liner to expose adhesive
- Press antenna into hole and tighten nut & washer from underneath

Contact Information

For the latest specifications, additional product information, worldwide sales and information about Proxicast:

Web: www.proxicast.com **Tel:** 1-877-777-7694

Email: sales@proxicast.com 1-412-213-2477

Proxicast • 312 Sunnyfield Drive, Suite 200 • Glenshaw, PA 15116 USA

For technical questions and application information:

Email: support@proxicast.com

Important Notice

The information contained herein is believed to be reliable. Proxicast makes no warranties regarding the information contained herein. Proxicast assumes no responsibility or liability whatsoever for any of the information contained herein. Proxicast assumes no responsibility or liability whatsoever for the use of the information contained herein. The information contained herein is provided "AS IS, WHERE IS" and with all faults, and the entire risk associated with such information is entirely with the user. All information contained herein is subject to change without notice.

The information contained herein or any use of such information does not grant, explicitly or implicitly, to any party any patent rights, licenses, or any other intellectual property rights, whether with regard to such information itself or anything described by such information. Proxicast products are not warranted or authorized for use as critical components in medical, life-saving, or life-sustaining applications, or other applications where a failure would reasonably be expected to cause severe personal injury or death.